

The Vine

VOLUME 30 ISSUE 11
MARCH AS LVIII/ 2024



ILLUMINATED LETTER M

Regnum



KING & QUEEN OF LOCHAC

AONGHUS MAC GRIOGAIR MHIC RAGHNAILL &
BARONESS GINEVRA LUCIA DI NAMORAZA



BARON AGOSTINO & BARONESS ELIZABETH
ANEALA@ANEALA.LOCHAC.SCA.ORG

CHAMPION OF THE SWORD
CHAMPION OF THE BOW
CHAMPION OF THE RAPIER
CHAMPION OF ARTS & SCIENCES
BARD OF ANEALA
PAGE OF ANEALA

LORD DINO DE MALTA
LADY LEOFLAEDA AELFWYNNSDOHTIR
NOBLE CAMILLE MAUPIN D'FRANCOIS
SIR ANDRE DE MONTSEGUR
HON GWYN CANTOR
COOPER OF ANEALA



Seneschal
Sir Nathan Blacktower
seneschal@aneala.lochac.sca.org



Reeve
Aife ingen Ehdach
reeve@aneala.lochac.sca.org



Arts & Sciences
Skjaldadis Bragadottir
arts@aneala.lochac.sca.org



Constable
Lady Victoria
constable@aneala.lochac.sca.org



Marshal
Dino Di Malta
marshal@aneala.lochac.sca.org



Chronicler
Bella Romana Valori
chronicler@aneala.lochac.sca.org



Herald Blackwing Pursuivant
Alde of Maghas
herald@aneala.lochac.sca.org



List Keeper
Leoflaeda AEIfwynnesdohter
lists@aneala.lochac.sca.org



Chatelaine
Miloš Boskov
chatelaine@aneala.lochac.sca.org



Rapier Marshal
Master Donnchadh Baillie
rapier@aneala.lochac.sca.org



Webminister
Aife ingen Ehdach
webmaster@aneala.lochac.sca.org



Captain of Archers
William Walford
archer@aneala.lochac.sca.org



Youth Officer
Vacant
youth@aneala.lochac.sca.org



Baronial Missive



Greetings to the Populace of Aneala,

This month we saw a number of workshops take place, an “Innilgard Incursion” and the College of Saint Basil the Great’s O-Day. It’s been wonderfully busy!

We would like to start by extending our thanks and commendations to Dame Edith Penrose, who in her capacity as Arts & Sciences officer of the Canton of Dragon’s Bay has been organising regular workshops for people to learn interesting new skills and make new things. She also taught an illumination class at Darlington A&S. Thanks Dame Edith! For those interested, a brewing workshop is coming up at the Canton of Dragon’s Bay early in March. We recommended checking the Canton of Dragon’s Bay facebook page to keep up to date.

The “Innilgard Incursion”, as it has come to be called, was part of the Sword Schola Aneala event; six rapier fighters from Innilgard came to visit, teach and fence. Run by Maestrø Pantera and Lord Angelo, this multi-day event featured a great many rapier classes. Attendees had the opportunity to learn from and to fence against the visiting Innilgard rapier fighters. On the final day of the event, the wider Populace were encouraged to attend to watch Guild Prizes and a Challenge Tournament take place. Despite the excruciatingly hot weather, this was an excellent end to the Sword Schola weekend and featured both skilful and entertaining rapier antics.

We had the pleasure of awarding some prizes as part of the rapier tourney, with thanks to Lord Angelo for the tokens and to the fighters and spectators for their assistance in judging.

Most Victories: Lord Kit Hackforth (the Baronial Rapier Champion of Innilgard)
Most Bouts: Thorfin of Aneala
Best Death: Lord Ulrich of Innilgard
Most Courteous: Lady Odette (from Innilgard)
Most Improved: Lord Angelo & Hob Gob-Lin

The College of Saint Basil the Great ran their annual O-Day stall. They report that the day went well. They’re looking forward to a casual boffer tourney in the first week of semester, a T-tunic workshop on the 9th of March, various other workshops at College training, and of course welcoming all the wonderful new Collegians into the SCA. If you meet any new Collegians, please make them feel welcome! And of course, BOOM BOOM.

We have been mentioning Rowany Festival in our upcoming events recently because there is a large contingent of Anealans travelling East for the occasion. We would like to take a gift for King Aonghus and Queen Ginevra – but we don’t know what to get them! If you have ideas for a gift that can be made or acquired before April (and is easy to transport), please let us know.

Locally, we would like to share information about some upcoming events – there’s plenty to do here in the Barony!



Baronial Missive



Collegium

23rd March 2024

See details at <https://aneala.lochac.sca.org/calendar/>

Featuring a newcomers' stream along with other classes and a pot-luck lunch, this is sure to be a great day of learning and teaching. More information such as specific classes and times is still to come. If you've been wanting to invite a friend along to try out the SCA, this event would be an incredible way to get them started.

This means WAR!

3rd – 5th May 2024

See details at <https://aneala.lochac.sca.org/calendar/>

Courageous gentles are invited to load up their beasts of burden and journey out to Aneala's beleaguered Eastern border post, where you can spend a delightful weekend AT WAR... ensuring our populace can continue to sleep safe in their beds! A fabulous opportunity to polish up your skills (not to mention equipment) before the inevitable raiding season truly gets underway...

Western Raids

31st May - 3rd June 2024

See details at <https://westernraids.lochac.sca.org>

A massive event, camping under the stars and singing around the campfire with your friends – what's not to love?! Steward Sir Nathan Blacktower has described the event using these key phrases to draw you in: discover the silk road markets; feats of prowess and competitions; entertainment beyond imagining; bardic tales by the fire. This is the event that typically attracts the most visitors from outside Aneala – what a great opportunity to show off the best of what we do here!

Golden Thimble

Winter 2024

Watch this space!! Having won the previous Golden Thimble 24-hour garb competition, the College of Saint Basil the Great are preparing to run this event. If you're planning to enter, it might be worth getting started on your patterns, documentation and fabric shopping ahead of time.


Along with these events, there is of course regular training and various workshops scattered throughout the month. But are you having trouble finding the right event to attend? Let us know what you're looking for – the solution could be as simple as finding a teacher for a workshop or running a cool tournament that you think might be fun!

We look forward to seeing you soon.

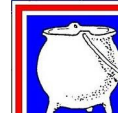
Yours in Service,

Baron Agostino and Baroness Elizabeth





Lochac Cooks Guild



Ember Day Tart English, 14th C

Tart in Ymbre day. Take and perboile oynouns presse out þe water & hewe hem smale. take brede & bray it in a mortar, and temper it up with Ayren. do þerto butter, safroun and salt, & raisouns corauns, & a litel sugur with powdour douce, and bake it in a trap, & serue it forth.

Tart in ymbre day. Take and perboile oynouns & erbis & presse out þe water & hewe hem smale. Take grene chese & bray it in a mortar, and temper it vp with ayren. Do þerto butter, safroun & salt, & raisouns corauns, & a litel sugar with powdour douce, & bake it in a trap, & serue it forth.

Ingredients

4 Tbsp. butter, melted
1/2 tsp. salt
pinch saffron
6 eggs
1/2 medium onion, coarsely chopped
1/2 lb. soft cheese, grated
1/2 cup currants (zante currants)
1 Tbsp. sugar
1 tsp. parsley
1 tsp. sage
1 tsp. hyssop
1 tsp. powder douce

Method

Grind saffron with salt, mix with butter, and set aside.

Place onions into boiling water and cook until just tender and drain.

Beat eggs and combine with saffron-butter, onions, and remaining ingredients, pour into pastry shell, and bake at 350°F for one hour.

Source: medievalcookery.com

Recipe by Daniel Myers





Fencing Marshal

Master Don Donnchadh Baillie




Back to Basics, The Importance of Footwork in Fencing

Footwork is not often clearly described in historical fencing texts, though from the examples that we have, it is evident all footwork forms the foundation of fencing, no matter what style of fencing is employed or what weapon is used.

Good footwork allows a fencer to control the fight by controlling both distance and the tempo of offensive and defensive movements. Footwork enables the fencer to safely void an opponents attack whilst positioning themselves to launch their own attack.

Good footwork however cannot be successfully employed without correct posture and stance which is the key to maintaining balance during the passage of our steps.

Throughout the various fencing texts a variety of body positions and stances are described. There exists, however, a general stance, which is similar between all styles and forms the basis of all of the others. This is the stance we adopt at the beginning of the fight, and aspects of it are evident during all wards and movements.



Body Position and Stance

The head is held upright facing your opponent.

Hips and shoulders are aligned and held at a small angle, to allow use of both hands. The back is held straight, the shoulders back, so as to not be too hunched and the core is engaged and the hips are rotated forward so as to maintain spinal stability.

The front leg points directly toward the opponent, knee bent so that the lower leg is roughly perpendicular to the ground, you should just be able to see the toes of the front foot if you glance down. Do not go past this point, even on a lunge, as this will put unnecessary strain upon the knee.

The rear leg extends back and to the side slightly, also bent somewhat to allow for

movement and the foot faces out at angle. The front and rear feet are best placed shoulder width apart and on opposite sides of an imaginary centre line and care must be taken to ensure the center of balance remains between the feet in order to stay well balanced.

Footwork

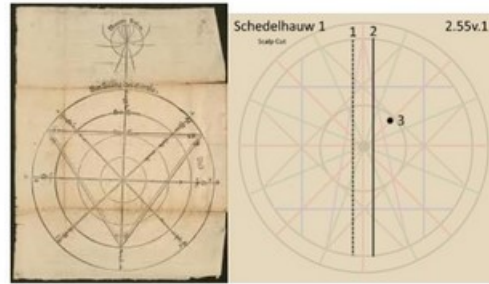
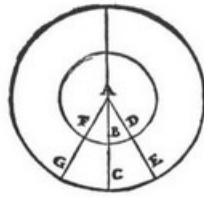
Fencing texts from history are not always clear as to the type of footwork which should be used. However there are specific types of footwork described; Passing steps, Compass steps, Side steps and Gathering steps. There is also described in some systems a Stolen step.

In general, footwork should be performed while maintaining the basic elements of body posture and stance as described above. The body and hips should act in and should not move up and down through the action of stepping. This is to say, no bouncing in the steps should occur, motions should be smooth and even, the head should not tilt or move and steps should be smooth and fluid, not choppy and uneven.

Historical texts often refer to a geometric pattern in a circle to teach the angles for successful footwork such as the examples below.



Marrozo Footwork Circles



Meyer Footwork Circles

Passing Step

This is the simplest form of stepping and the most natural. It is essentially a large pace forward. One foot passes the other and continues forward so that the front and rear leg have changed their relative position. This step can also be performed in a backward direction and is often performed offline to one side or the other as part of a particular technique to void an attack or perform an offensive strike.

Compass or Triangular Step

Depending on the system, this step is called the triangle step or compass step and is extremely common as it allows the fencer to move offline while changing the distance. A compass step can be used in as a way of moving forward and offline, or as a way of moving backward and offline, by stepping with a circular movement with the front or rear foot.

Side Step

Similar to a passing step or a compass step a side step takes you off line especially while retreating.

Gathering Step

The gathering step is a simple shuffle forward which gathers a short distance between fencers. The gathering step can be used to advance or retreat.

To advance the rear leg is moved forward so that the feet are close together and placing the foot down. The fencer then steps forward again with the front leg.

To retreat the lead foot is moved back so that the feet are close together then stepping back with the rear foot.

It may seem that this telegraphs the fencer's action to the opponent. However a gathering step can be deceptive as once gathered the final step may become a forward step, an off-line step, a passing step, a compass step, or some other stepping motion. So it is difficult to tell which step is happening until the motion is made.

Stolen Step

The stolen or broken step is not often used however it is effective when used properly. It is basically a simple half stepping motion or gathering step which moves one of the feet to the other, then moves it back to where it came from. It is "broken" because it is a passing step which we "break" halfway through and return to our starting point. It can be completed in advance or retreat.

This is useful as an evasion or a feint, and also to manage distance if the opponent moves closer unexpectedly while you were stepping.

Combined Steps

By combining the various stepping methods in different combinations we can achieve fluid and varied motion. Voiding strikes from your opponent, controlling the distance.



DARLINGTON MONTHLY A&S SATURDAYS

We have booked our new monthly dates for 2024.
1/3 Owen Road Darlington
10am to 1pm

\$3 per adult. Minors free.
Non-members Add \$10 per Adult, \$5 per Minor.
Please bring correct change if paying cash.
Electronic payments are fine.

March 23rd	Collegium 9:30am to 3:30pm
April 27th	
May 25th	
June 22nd	
July 27th	
August 24th	
September 28th	
October 19th	
November 23rd	
December 14th	

Master Donnchadh, Provost, will be running his Fencing Guild Classes from 10:30am to 12:30am each month.

“Fencing training at Darlington A&S is dedicated to Guild Training. Fencing activities will be concentrating on Period fencing techniques from different treaties and preparation as pertaining to the successful playing of Guild prizes of different ranks.”

Cooks Guild activities are also being planned.

If anyone would like to run a class this year, on the topic of their choice, please contact me so we can advertise and make it happen. We would like classes to be a regular activity but are equally happy if you just want to come along to socialise and work on your own projects.

Bella Valori
Darlington A&S Steward
kerryn@ladybirdpainting.com.au

SWORD SCHOLA





GARB WORKSHOP

Date:	Saturday 9th March
Event type:	Workshop
Site	Spearwood Primary School, 73 Gerald Street, Spearwood
Steward	Isolde van Wilravenssijde
Time	9 am to 3pm
Bookings	Not required
Price:	\$5 for adult members
Non-Member Insurance of \$10 per adult and \$5 per child applies.	

A one-day workshop to assist newer members (including Collegians) to make garb, ahead of the upcoming events (including the March Collegium, This is WAR! And Western Raids). This workshop will be restricted to t-tunics and Viking apron dresses, as both of these items require geometric patterning and straight seams, and can be worn with mundane layers underneath.

More experienced sewers from across the Barony are invited to come assist, so that the process can be “production lined” (that is, there is a measurement station, a cutting station, sewing station, etc.) in order to be as time efficient as possible. The aim of this workshop is not to have the new members do everything themselves, but to churn out wearable garb very quickly while the newcomers are able to learn about the process as they go.

People requiring garb to be made must have their fabric purchased and pre-washed, ready to start sewing that day to participate. The College will organise a Spotlight run at least a week prior for those who would like assistance in this.

Food: Potluck lunch (there is a fridge and microwave on site), tea and coffee provided.





COLLEGIUM

Date: Saturday 23rd March
Event type: Arts & Sciences Classes
Site: Darlington Hall,
 3 Owen Road Darlington
Steward: Bella Valori
 kerryn@ladybirdpainting.com.au
Time: Set-Up: 9:30am
 10am Classes
 12pm Potluck Lunch
 1:00 Classes
 3:00 Pack up
 3:30 Leave site
Bookings: Close Wednesday 20th March
 bookings@aneala.lochac.sca.org
Price: \$5 for adult members
 \$2.50 for minor members (age 7 to 18).
 Under 6's free.
 Non-Member Insurance of \$10 per adult and \$5 per child applies.

Please list the classes you wish to attend when booking. Class Info and schedule on the following pages.

SCA Culture	Baroness Elizabeth
Fencing Hoods	Camille Maupin d'Francois
Tunics	Alazais de Chainebrige
Belt making	Sir Andre de Montsegur
Evidence Based Archaeology	Zaven
Viking Hood	Lady Frances Ray
Illuminate a Letter	Dame Edith Penrose
Hand Sewing	Dame Edith Penrose
How to read an artwork	Angelo Niccolo da Prato
Cloak	Skjaldadis Bragadóttir
Performance in the SCA	Gwyn Cantor
Musical Notation	Isobel de Annesley

Instrumentation Isobel de Annesley

If you have any garb or feasting gear etc. to donate or sell please feel free to bring it along.

Potluck lunch—please bring a dish to share.

COLLEGIUM CLASSES

How to read an artwork: deconstructing, analyzing, and researching visual sources An approach to research for when you are struggling to find information on your chosen period or culture.

Teacher - Amias Neville/ Angelo Niccolo da Prato

Class Description - Focusing on late medieval and renaissance artworks, this class teaches the techniques to break down an artwork or other visual historical sources, including how to find period and high resolution images, how to reference them, and how to read and understand the images. This class uses current academic techniques but can be taken by those without an art background.

What to bring - note taking supplies

Maximum class size - 20

Illuminate a letter

Teacher - Dame Edith Penrose

Class Description - Learn how to illuminate a Celtic letter

Materials supplied

Maximum class size - 8

Hand Sewing

Teacher - Dame Edith Penrose

Class Description - Learn to hem, seam, make eyelets, buttonhole loops & fabric buttons.

What to bring: Sewing kit if you have one

Materials supplied

Maximum class size: 8

A Practical Guide to SCA Culture

Teacher - Baroness Elizabeth

Class Description - Knowing and participating in SCA cultural traditions helps to bring the "magic" to our events. Learn some of the basics of SCA culture and leave the class with a practical to-do list to enrich your SCA game.

What to bring - A notebook is advisable. Any burning questions about SCA culture.

No maximum class size

Performing Arts are for Everyone

Teacher - Gwyn Cantor

Class Description -In the SCA, as for most of history, we make music and tell stories to entertain ourselves and each other as a community activity. We take joy in enthusiasm and participation, without expectation of skill. Join me for a brief introduction to performance in the SCA. Bring an idea or interest of yours (or pick from a few supplied easy options) and let's workshop it.

No maximum class size.

Musical Notation

Teacher - Isobel de Annesley

Description: Beginners' guide to reading music.

Bring: Paper & writing implements.

No max class size.

Instrumentation

Teacher - Isobel de Annesley

Description: How a simple monophonic tune can be turned into a polyphonic sound using period techniques.

Bring: Musical instruments

No max class size.

Basic Garb for SCA Events – The T-Tunic

Teacher - Lady Alazais de Chainebrige

Class Description - Create a basic T-Tunic - great Unisex / All ages starter garb yo help you on your road to being comfortably garbed. Suitable to wear at any SCA event, these can be made to different lengths from hip to shin and even floor.

What to bring - Please bring a t-shirt or shirt in your size to assist in patterning.

Are materials supplied? Yes - Fabrics, thread, braids, sewing machines, scissors, pins, measuring tape, chalk etc

Extra Cost for materials - \$5 per person

Maximum class size 8

Whilst basic fabric is included, I'm bringing some Fabrics that can be purchased on the day @ \$5pm. Some pre-loved costumes will also be available to purchase on the day. Payment can be made by Cash, paypal or direct deposit.

Evidence Based Archaeology

Teacher - Zaven

Class Description - An approach to research for when you are struggling to find information on your chosen period or culture.

Max class size - 30

Belt Making

Teacher - Andre de Montsegur

Class description - make yourself a leather belt in a few easy steps.

All tools and materials supplied

Cost - \$35

Max class size - 10

Cloak-Making

Teacher: Skjaldadís Bragadóttir

Class Description: Make a simple cloak before Western Raids!

What to bring: Sewing machine. Warm fabric for a cloak that has already been washed. I recommend wool/wool blends or polar fleece. You can also bring a nice linen or other fabric for the outside of the cloak and wool or fleece for the inside.

Sewing materials such as fabric scissors and thread.

Are materials supplied? No. I will have fabric scissors and some thread available, but you must bring your own fabric.

Maximum class size 6

Easy Viking Hood

Teacher Lady Francis Africa Ray

Class Description—Make your own easy viking hood, based on the Skjoldeham 11th century extant find

What to bring—Fabric, preferably wool or linenbut something from your stash would do too. Thrfeed, needle, measuring tape and scissors. Optional—different thread to make decorative stitches and different fabric to for lining , if so inclined

Non beginners also welcome to join us and sew their own projects with us

Maximum class size 12

Fencing Hoods

Teacher - Camille Maupin d’Francois

Make your own fencing hood. White cotton fabric supplied.

Bring sewing scissors and pins if you have them.

Maximum class size 8

Collegium Schedule

TIME							
9:30 AM	Set up/ sign in						
10:00 AM	Classes	Illumination	Tunics	Archaeology	Fencing Hoods	Viking	Musical Notation
11:00 AM				Performance			
12:00 PM	Potluck Lunch						
1:00 PM	Classes	Hand sewing	Tunics	SCA Culture	Cloaks	Belts	Instrumentation
2:00 PM				Read Artwork			
3:00	Pack up						
3:30	Off Site						

THIS MEANS WAR!!!

Date: 3rd to 5th May
Event type: Camping & War
Site: Bartram Rd, Jelcobine WA (off Brookton Hwy).
Steward: [Leoflaeda AElfwynnesdohter](#)
Time: Arrival/setup from 4pm Friday
War scenarios from 9am Saturday
Hunt (target archery) from 1:30pm Saturday
War scenarios from 10am Sunday
Sunday afternoon pack up/ travel - off site by 5pm.
Bookings: Close 27th April
bookings@aneala.lochac.sca.org
Price: Full event: \$45 adults,
\$20 10-17yo,
Under 10 free
Saturday only: \$20/\$10
Sunday only: \$10/\$5
Non-members add \$10 adults, \$5 minors

Courageous gentles are invited to load up their beasts of burden and journey out to Aneala's beleaguered Eastern border post, where you can spend a delightful weekend AT WAR...ensuring our populace can continue to sleep safe in their beds! A fabulous opportunity to polish up your skills (not to mention equipment) before the inevitable raiding season truly gets underway...

This is a rustic camping event (powered sites available), catered from Friday dinner to Sunday lunch. Please enquire for a discounted price if you prefer to self-cater.





WESTERN RAIDS

<https://westernraids.lochac.sca.org/>

Date: Friday 31st May to Monday 3rd June
Event type: Camping Weekend
Site: Wandii Progress Association
302 De Haer Rd, Wandii
Steward: Nathan Blacktower
Time: Site Open for setup from 12 pm Friday 31st
Onsite from 3 pm Friday 31st
Event Closed By 12 pm Monday 3rd
Offsite 6 pm Monday 3rd
Bookings: Close 19 May 2024
bookings@westernraids.lochac.sca.org
Price: Adult member - full event: \$105.00
Adult member – Friday: \$20.00
Adult member – Saturday: \$55.00
Adult member – Sunday: \$50.00
Youth (12-17) member - full event: \$50.00
Youth (12-17) member – Saturday: \$25.00
Youth (12-17) member – Sunday: \$20.00
Child (5-11) member - full event: \$25.00
Child (5-11) member – Saturday: \$12.50
Child (5-11) member – Sunday: \$10.00
Families (2 Adults & 2 or more children) receive a 15% discount.
Non-member insurance fee of \$10 per adult / \$5 per child applies.

Greetings, noble travellers,

Embark on a journey to the far western reaches of Lochac for an unforgettable weekend of medieval immersion at Western Raids! Join like-minded friends in a realm of adventure where the echoes of the past come alive.

Discover the Silk Road Markets:

Step into a vibrant marketplace filled with treasures and delights inspired by the Silk Road. Browse through a myriad of wares, savour exotic treats, and immerse yourself in the rich tapestry of medieval craftsmanship.

Feats of Prowess and Competitions:

Witness and partake in epic tournaments and displays of skill that will transport you back to an age of chivalry and honour. Engage in friendly competition, showcase your prowess, and claim glory on the battlefield.

Entertainment Beyond Imagining:

Delight in the merriment of singing, dancing, and a myriad of medieval activities that will captivate your senses. Attend classes to hone your skills or learn ancient arts, ensuring that every moment is filled with enchantment.


Bardic Tales by the Fire:

As the sun sets, gather around the flickering flames to share your best Bardic tales, songs, or performances. Warm your spirit with the camaraderie of fellow travellers and let the tales of old weave a spellbinding atmosphere.

Bookings Officer Assistance:

For our esteemed travellers, our diligent bookings officer awaits your arrival to assist with any arrangements. Ensure a seamless experience by checking in and letting us cater to your needs with the utmost care and hospitality. Join us for a weekend where medieval history takes over, forge memories that will last a lifetime. Western Raids beckon, and the adventure awaits!

May your journey be swift and your heart filled with the spirit of medieval revelry!



Baronial Activities

Regular activities occur unless superseded by an event

Baronial Council Meeting.

3rd Friday of each month, room opens at 7pm for a 7:30pm start.
Contact [Baron and Baroness](#)

Baronial Training

Sunday from 10am. Lake Monger Primary School, Dodd St, Wembley

Archery . (Contact [Archery Marshal](#)).

Armoured Training. (Contact [Armoured Marshal](#)).

Rapier Combat. (Contact [Rapier Marshal](#)).

Combined Training and Arts & Sciences

2nd Sunday of each month. 10am to 1pm
Spearwood Primary School, 73 Gerald St, Spearwood

Darlington Arts & Sciences

4th Saturday's of the month. (usually) 10am to 1pm

Darlington Hall, 3 Owen Road Darlington

Contact: kerryn@ladybirdpainting.com.au

Canton of Dragon's Bay

Please check the [Dragon's Bay website](#) for details

Other non-SCA events of interest

Music and Singing. For times and venues, contact [Lady Isabel](#).

Scribes. Tuesday nights. Contact **Mistress Leonie**

Dancing is on the 1st and 3rd Wednesdays of each month.

Contact [Baroness Elizabeth](#).

Event Booking Policy

Payment for all bookings must be made in advance of the event by the date advised in the booking confirmation email. If payment is not received by the due date your booking will be cancelled.

Payment may be made either online or at any Westpac bank branch.


Event Cancellation/Refund Policy

Cancellation can be made at any time up to the close of bookings with a full refund provided for any event payment already made.

Cancellation after close of bookings will be accepted in the case of illness with a refund provided. Please contact the booking officer ASAP prior to the event.

Refunds (full or partial) for any other reason are at the discretion of the event steward together with the seneschal and/or reeve and will be dependant on expenses incurred.

Participants are reminded that if they are unwell or showing cold or flu-like symptoms, they must not attend.



Local Lochac Guild Contacts

Royal Fibre Guild of Lochac

For those interested in the arts, crafts and history of all textile matters. We encourage the doing, researching and teaching of fibre related skills as seen in pre 1600 cultures. We include weavers, spinners, dyers, cord makers, felters, knitters, njalbinders and lace makers.

Contact Baroness Elizabeth: aneala@aneala.lochac.sca.org

Royal Guild of Defence

Researching and teaching of the period martial arts of Europe, as detailed in the various extant fencing and wrestling manuals.

Contact Master Dameon Greybeard :dameongreybeard@gmail.com

Worshipful Company of Broiderers

The aim of the Company is to advance the study and practice of pre-1600 AD European needlework in Lochac and in the Known World.

Contact Mistress Leonie de Grey: degrey@fgcint.com

Performers and Entertainers Guild of Lochac

This guild is dedicated to the promotion, encouragement, learning and performance of bardic, theatrical, instrumental and all other entertainment arts within an SCA context.

Contact Isabel: genierachel@iinet.net.au

Lochac Brewers Vintners and Imbibers Guild


We share a common interest in brewing and wine making as practiced in the Middle Ages, and the responsible consumption of said beverages.

Contact Wolfgang:

Lochac Cooks' Guild

Members of the Lochac Cooks' Guild aim to practice cooking in the style of the Medieval and Renaissance periods, research and study period cooking and make available information on all aspects of period cooking as it pertains to the Society for Creative Anachronism

Contact: Bella Valori kerryn@ladybirdpainting.com.au



SCA Group Websites

Barony of Aneala (Perth, WA)	aneala.lochac.sca.org
Canton of Dragons Bay	dragonsbay.lochac.sca.org
College of St Basil the Great (UWA)	stbasil.lochac.sca.org
Kingdom of Lochac (Australia & New Zealand)	lochac.sca.org
SCA Corporate (Australia)	sca.org.au
SCA Corporate (World-wide)	sca.org



TACUINUM SANITATIS.
14TH CENTURY.
MEDIEVAL HANDBOOK OF HEALTH.
BOAR HUNTING. FOLIO 96R



About the Vine

This is the March 2024 issue of the Vine (Volume 30, Issue 11), a publication of the Barony of Aneala, the Society for Creative Anachronism, Inc. (SCA, Inc.).

The Vine is available from Aneala's web site <http://aneala.lochac.sca.org>. It is not a corporate publication of SCA, Inc. and does not delineate SCA, Inc. policies. The official newsletter for the Society in Australia is Pegasus, which is available from the Registrar at: registrar@lochac.sca.org.au

The closing date for submissions to The Vine is the third Sunday of the month. Advertising, including event flyers should preferably be in Word format. Please send original source documents and associated images separately.

Copyright Information

Official articles from Society Officers, event flyers and calendar information may be reprinted without further permission in newsletters and other publications of branches of the SCA.

All copyright in original articles, photographs or art herein belongs with the receptive contributors, who must approve all re-use. For information on reprinting photographs, articles, or artwork from this publication, please contact the Chronicler, who will assist you in contacting the original creator of the piece. Please respect the legal rights of our contributors.

The Vine may use art from a variety of sources. If your art is featured here without your credit /or permission, contact us and we will properly credit you, or cease use of the art.

Cover Illumination by Kerry Ward

<https://www.tania-crossingham.com/illuminated-letters-gallery>

Side Borders – Rome 1572 Add MS 35254. © British Library Board